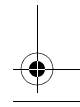
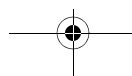
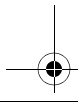
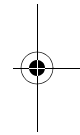
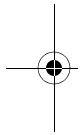




Synapse[®]

Important Product Information

Safety Information and Limited Warranty



Important Product Information



This symbol alerts you to important operating or servicing instructions in this document. Always follow basic safety precautions when using this product to reduce the risk of injury, fire or electric shock.

Safety Information

- **READ AND UNDERSTAND ALL INSTRUCTIONS IN THE USER'S GUIDE.** Observe all markings on the product.
- **AVOID USING A TELEPHONE DURING A THUNDERSTORM.** There may be a slight chance of electric shock from lightning.
- **DO NOT USE A TELEPHONE IN THE VICINITY OF A GAS LEAK.** If you suspect a gas leak, report it immediately, but use a telephone away from the area where gas is leaking. If this product is a cordless model, make sure the base is also away from the area.
- **DO NOT USE THIS PRODUCT NEAR WATER OR WHEN YOU ARE WET.** For example, do not use it in a wet basement or shower, or next to a swimming pool, bathtub, kitchen sink, or laundry tub. Do not use liquids or aerosol sprays for cleaning. If the product comes in contact with any liquids, unplug any line or power cord immediately. Do not plug the product back in until it has dried thoroughly.
- **INSTALL THIS PRODUCT IN A PROTECTED LOCATION.** Protect all line and power cords from damage and abrasion, and place the cords where no one can trip over them.

- **IF THIS PRODUCT HAS A THREE-PRONG (GROUNDING) PLUG OR A POLARIZED PLUG with one wide prong, it may not fit in non-polarized outlets.** Do not defeat the purpose of these plugs. If they do not fit in your outlet, the outlet should be replaced by an electrician.



The SB67010 PSTN Gateway and SB67060 T1 Gateway grounding terminal must be connected to reliable earth ground using a separate ground wire before connecting the telecommunication lines. The SB67050 Analog Terminal Adapter must be connected to reliable earth ground through a properly grounded wall outlet.

The connection to earth ground must be verified by qualified personnel.

To reduce the risk of fire, the SB67060 T1 Gateway must use only No.26 AWG or larger telecommunications line cord.

Keep small metallic objects such as pins and staples away from the handset receiver.

*Use only the power adapter provided with this product. To obtain a replacement, call **1 (888) 916-2007**. In Canada, dial **1 (888) 883-2474**.*

- **IF THIS PRODUCT HAS USER-REPLACEABLE BATTERIES, REPLACE BATTERIES ONLY AS DESCRIBED IN YOUR USER'S GUIDE.** Do not burn or puncture batteries—they contain caustic chemicals.
- **IF THIS PRODUCT DOES NOT OPERATE NORMALLY, READ TROUBLESHOOTING IN THE USER'S GUIDE.** If you cannot solve the problem, or if the product is damaged, refer to "5. How do you get warranty service?" on page 16. Do not open this product except

as may be directed in your user's guide. Opening the product or reassembling it incorrectly may expose you to hazardous voltages or other risks.

Especially About Corded Telephones

- **ELECTRICAL POWER:** The telephone base must be connected to a working electrical outlet. The electrical outlet should not be controlled by a wall switch. Calls cannot be made from the handset if the telephone base is unplugged or if the electrical power is interrupted.
- **POWER ADAPTER:** The power adapter is intended to be correctly oriented in a vertical or floor mount position. The prongs are not designed to hold the plug in place if it is plugged into a ceiling, under-the-table or cabinet outlet.

Especially About Telephone Answering Systems

- **TWO-WAY RECORDING:** This unit does not sound warning beeps to let the other party know that the call is being recorded. To ensure that you are in compliance with any federal or state regulations regarding recording a telephone call, you should start the recording process and then inform the other party that you are recording the call.

SAVE THESE INSTRUCTIONS

FCC, ACTA and IC Information

If this equipment was approved for connection to the telephone network prior to July 23, 2001, it complies with Part 68 of the Federal Communications Commission (FCC) rules. If the equipment was approved after that date, it complies with the Part 68 rules and with the Technical Requirements for Connection of Equipment to the Telephone Network adopted by the Administrative Council for Terminal Attachments (ACTA). We are required to provide you with the following information.

1. Product identifier and REN information

The label on the back or bottom of this equipment contains, among other things, an identifier indicating product approval and the Ringer Equivalence Number (REN). This information must be provided to your local telephone company upon request. For equipment approved prior to July 23, 2001, the product identifier is preceded by the phrase "FCC Reg No." and the REN is listed separately. For equipment approved after that date, the product identifier is preceded by "US" and a colon (:). The PSTN Gateways have the REN encoded in the product identifier without a decimal point as the sixth and seventh characters following the colon. For example, the product identifier US:AAEQ03T123XYZ would indicate a REN of 0.3.

The REN is used to determine how many devices you may connect to your telephone line and still have them ring when you are called. In most, but not all areas, the sum of all RENS should be five (5.0) or less. You may want to contact your local telephone company for more information.

2. Connection and use with the nationwide telephone network

The plug and jack used to connect this equipment to the premises wiring and the telephone network must comply with the applicable Part 68 rules and technical requirements adopted by ACTA. A compliant telephone cord with modular plug is provided with this product. It is designed to be connected to a compatible modular jack that is also compliant. An RJ11 jack should normally be used for connecting to a single line and an RJ14 jack for two lines, see the installation instructions in the user's guide. This equipment may not be used with coin telephone lines or with party lines. If you have specially wired alarm dialing equipment connected to your telephone line, ensure that the connection of this equipment does not disable your alarm equipment. If you have questions about what will disable the alarm equipment, consult your telephone company or qualified installer.

Model Number	Facility Interface Code	Service Order Code	Jack Type
SB67010 PSTN Gateway	N/A	N/A	RJ-11C
SB67060 T1 Gateway	04DU9.DN 04DU9.1SN	6.0Y	RJ-48C

3. Repair instructions

If this equipment is malfunctioning, it must be unplugged from the modular jack until the problem has been corrected. Repairs to this telephone equipment can only be made by the manufacturer or its authorized agents. For repair procedures, follow the instructions outlined under "5. How do you get warranty service?" on page 16.

4. Rights of the telephone company

If this equipment is causing harm to the telephone network, the telephone company may temporarily discontinue your telephone service. The telephone company is required to notify you before interrupting service. If advance notice is not practical, you will be notified as soon as possible.

You will be given the opportunity to correct the problem and the telephone company is required to inform you of your right to file a complaint with the FCC. Your telephone company may make changes in its facilities, equipment, operation, or procedures that could affect the proper functioning of this product. The telephone company is required to notify you if such changes are planned.

5. Hearing aid compatibility

If this product is equipped with a corded or cordless handset, it is hearing aid compatible.

6. Programming/testing of emergency numbers

If this product has memory dialing locations, you may choose to store police, fire department, and emergency medical service telephone numbers in these locations. If you do store these numbers, please keep three things in mind:

- a. We recommend that you also write the telephone number on the directory card (if applicable), so that you can still dial the emergency number manually if the memory dialing feature does not work.
- b. This feature is provided only as a convenience, and the manufacturer assumes no responsibility for customer reliance upon the memory feature.
- c. Testing the emergency telephone numbers you have stored is not recommended. However, if you do make a call to an emergency number:
 - ▣ You must remain on the line and briefly explain the reason for the call before hanging up.
 - ▣ Programming/testing of emergency numbers should be performed during off-peak hours, such as in the early morning or late evening, when emergency services are usually less busy.

7. Equipment With Direct Inward Dialing (“DID”)

ALLOWING THIS EQUIPMENT TO BE OPERATED IN SUCH A MANNER AS TO NOT PROVIDE FOR PROPER ANSWER SUPERVISION IS A VIOLATION OF PART 68 OF THE FCC'S RULES.

PROPER ANSWER SUPERVISION IS WHEN:

- a. This equipment returns answer supervision to the public switched telephone network (PSTN) when DID calls are:
 - ▣ Answered by the called station.
 - ▣ Answered by the attendant.
 - ▣ Routed to a recorded announcement that can be administered by the customer premises equipment (CPE) user.
 - ▣ Routed to a dial prompt.
- b. This equipment returns answer supervision on all DID calls forwarded to the PSTN.

Permissible exceptions are:

 - ▣ A call is unanswered.
 - ▣ A busy tone is received.
 - ▣ A reorder tone is received.

Part 15 of FCC Rules

Some telephone equipment generates, uses and can radiate radio frequency energy and, if not installed and used properly, may cause interference to radio and television reception. The SB67010 PSTN Gateway, the SB67040 Cordless Accessory Handset, and the SB67050 Analog Terminal Adapter have been tested and found to meet the standards for a Class B digital device, as specified in Part 15 of the FCC rules.

These specifications are designed to provide reasonable protection against interference in a residential installation. However, there is no guarantee that interference will not occur in a particular installation.

If this product causes interference to radio, VCR or television reception when it is in use, you might correct the interference with any one or all of these measures:

- Where it can be done safely, reorient the receiving radio, VCR, or television antenna.
- To the extent possible, relocate the radio, VCR, television, or other receiver to increase the separation between the equipment and the receiver.
- If this telephone product runs on AC power, plug your product into an AC outlet that's not on the same circuit as one used by your radio, VCR, or television.
- Consult a dealer or an experienced radio/TV technician for help.

Modifications to this product not expressly approved by the manufacturer could void the user's authority to operate the equipment.

The SB67035 Deskset, SB67031 Deskset, SB67030 Deskset, SB67020 Deskset, SB67025 Deskset, SB67080 Expansion Module, SB67060 T1 Gateway, and SB67070 SIP Gateway have been tested and found to comply with the limits for a Class A digital device, pursuant to Part 15 of the FCC rules. These limits are designed to provide reasonable protection against harmful interference when the equipment is operated in a commercial environment. This equipment generates, uses and can radiate radio frequency energy and, if not installed and used in accordance with the instructions, may cause harmful interference to radio communications. Operation of this equipment in a residential area is likely to cause harmful interference in which case the user is required to correct the interference at the user's expense.

This device complies with Part 15 of the FCC rules. Operation is subject to the following two conditions: (1) This device may not cause harmful interference, and (2) this device must accept any interference received, including interference that may cause undesired operation.

To ensure safety of users, the FCC has established criteria for the amount of radio frequency energy that can be safely absorbed by a user or bystander according to the intended use of the product. This product has been tested and found to comply with the FCC criteria. The Deskset shall be installed and used such that parts of the user's body other than the hands are maintained at a distance of approximately 20 cm (8 inches) or more. The handset may be safely held against the user's ear. If you choose to use a clipping device, please make sure to use only the supplied AT&T belt clip.

Industry Canada

Operation in Canada is subject to the following two conditions: (1) this device may not cause harmful interference, and (2) this device must accept any interference, including interference that may cause undesired operation.

Privacy of communications may not be ensured when using this telephone.

The term "IC" before the certification/registration number only signifies that the Industry Canada technical specifications have been met.

The REN for the SB67010 PSTN Gateway is 0.1. The REN is an indication of the maximum number of devices allowed to be connected to a telephone interface. The termination on an interface may consist of any combination of devices subject only to the requirement that the sum of the RENs of all the devices does not exceed five.

This product meets the applicable Industry Canada technical specifications.

Ce produit est conforme aux spécifications techniques d'Industrie Canada.

SB67035 Deskset, SB67031 Deskset, SB67030 Deskset, SB67020 Deskset, SB67025 Deskset, SB67080 Expansion Module, SB67060 T1 Gateway, and SB67070 SIP Gateway—This Class A digital apparatus complies with Canadian requirement: CAN ICES-3 (A)/NMB-3(A).

The SB67010 PSTN Gateway, the SB67040 Cordless Accessory Handset, and the SB67050 Analog Terminal Adapter—This Class B digital apparatus complies with Canadian requirement: CAN ICES-3 (B)/NMB-3(B).

Limited Warranty

The AT&T brand is used under license. For customer service, repair, replacement, or warranty service, and all questions about this product, contact the person who installed your system. If your installer is unavailable, visit our website at www.telephones.att.com/smb or call **1 (888) 916-2007**. In Canada, call **1 (888) 883-2474**.

1. What does this Limited Warranty cover?

The manufacturer of this AT&T-branded product warrants to the holder of a valid proof of purchase (“CONSUMER” or “you”) that the product and all accessories provided in the sales package (“PRODUCT”) are free from defects in material and workmanship, pursuant to the following terms and conditions, when installed and used normally and in accordance with the PRODUCT operating instructions. This Limited Warranty extends only to the CONSUMER for products purchased and used in the United States of America and Canada.

2. What will be done if the PRODUCT is not free from defects in materials and workmanship during the Limited Warranty period (“materially defective PRODUCT”)?

During the Limited Warranty period, the manufacturer’s authorized service representative will repair or replace a materially defective PRODUCT at the manufacturer’s option and without charge. If the manufacturer repairs the PRODUCT, they may use new or refurbished replacement

parts. If the manufacturer chooses to replace the PRODUCT, they may replace it with a new or refurbished PRODUCT of the same or similar design. The manufacturer will retain the defective parts, modules, or equipment. Repair or replacement of the PRODUCT at the manufacturer's option is your exclusive remedy. The manufacturer will return the repaired or replacement products to you in working condition. You should expect the repair or replacement to take approximately 30 days.

3. How long is the Limited Warranty period?

The Limited Warranty period for Synapse Products extends for TWO (2) YEARS from the date of purchase. If the manufacturer repairs or replaces a materially defective PRODUCT under the terms of this Limited Warranty, this Limited Warranty also applies to the repaired or replacement PRODUCT for a period of either (a) 90 days from the date the repaired or replacement PRODUCT is shipped to you, or (b) the time remaining on the original two-year Limited Warranty; whichever is longer.

4. What is not covered by this Limited Warranty?

This Limited Warranty does not cover:

- PRODUCT that has been subjected to misuse, accident, shipping or other physical damage, improper installation, abnormal operation or handling, neglect, fire, water or other liquid intrusion; or
- PRODUCT that has been damaged due to repair, alteration or modification by anyone other than an authorized service representative of the manufacturer; or
- PRODUCT to the extent that the problem experienced is caused by signal conditions, network reliability or cable or antenna systems; or
- PRODUCT to the extent that the problem is caused by use with non-AT&T accessories;
- PRODUCT whose warranty/quality stickers, PRODUCT serial number plates or electronic serial numbers have been removed, altered or rendered illegible; or
- PRODUCT purchased, used, serviced or shipped for repair from outside the United States of America or Canada, or used for commercial or institutional purposes (including but not limited to products used for rental purposes); or
- PRODUCT returned without a valid proof of purchase (see "6. What must you return with the PRODUCT to get warranty service?" on page 17); or
- Charges for installation or setup, adjustment of customer controls, and installation or repair.

5. How do you get warranty service?

To obtain warranty service, contact the person who installed your system. If your installer is unavailable, visit our website at **www.telephones.att.com/smb** or call **1 (888) 916-2007**. In Canada, call **1 (888) 883-2474**.



Before calling for service, please review the user's guide. A check of the PRODUCT's controls and features may save you a service call. Except as provided by applicable law, you assume the risk of loss or damage during transit and transportation and are responsible for delivery or handling charges incurred in the transport of the PRODUCT to the service location.

The manufacturer will return repaired or replaced PRODUCT under this Limited Warranty. Transportation, delivery or handling charges are prepaid. The manufacturer assumes no risk for damage or loss of the PRODUCT in transit. If the PRODUCT failure is not covered by this Limited Warranty, or proof of purchase does not meet the terms of this Limited Warranty, the manufacturer will notify you and request that you authorize the cost of repair prior to any further repair activity. You must pay for the cost of repair and return shipping costs for the repair of products not covered by this Limited Warranty.

6. What must you return with the PRODUCT to get warranty service?

You must:

1. Return the entire original package and contents, including the PRODUCT, to the service location along with a description of the malfunction or difficulty; and
2. Include a "valid proof of purchase" (sales receipt) identifying the PRODUCT purchased (PRODUCT model) and the date of purchase or receipt; and
3. Provide your name, complete and correct mailing address and telephone number.

7. Other limitations

Unless you purchase an Extended Warranty, this Limited Warranty is the complete and exclusive agreement between you and the manufacturer of this AT&T branded PRODUCT. It supersedes all other written or oral communications related to this PRODUCT. The Limited Warranty exclusively describes all of the manufacturer's responsibilities regarding the PRODUCT. There are no other express warranties. No one is authorized to make modifications to this Limited Warranty and you should not rely on any such modification.

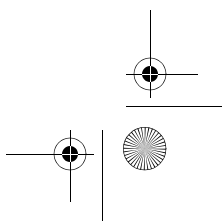
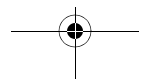
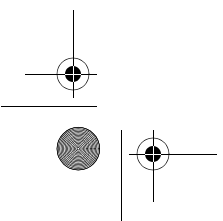
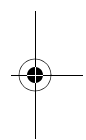
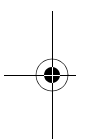
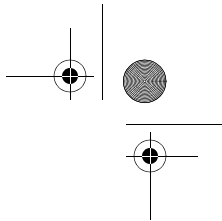
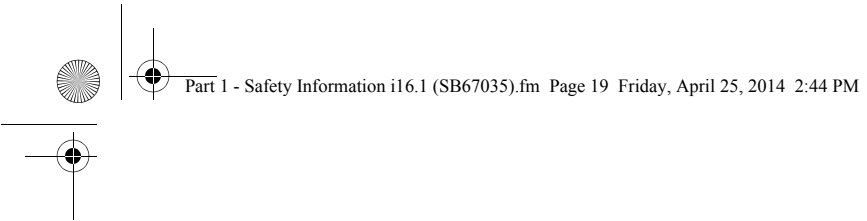
State/Provincial Law Rights: This Limited Warranty gives you specific legal rights, and you may also have other rights which vary from state to state or province to province.

Limitations: Implied warranties, including those of fitness for a particular purpose and merchantability (an unwritten warranty that the PRODUCT is fit for ordinary use), are limited to one year from date of purchase. Some states/provinces do not allow limitations on how long an implied warranty lasts, so the above limitation may not apply to you. In no event shall the manufacturer be liable for any indirect, special, incidental, consequential or similar damages (including, but not limited to lost profits or revenue, inability to use the PRODUCT or other associated equipment, the cost of substitute equipment, and claims by third parties) resulting from the use of this PRODUCT. Some states/provinces do not allow the exclusion or limitation of incidental or consequential damages, so the above limitation or exclusion may not apply to you.

Please retain your original sales receipt as proof of purchase.

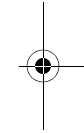
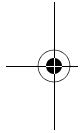
8. Extended Warranty

At its sole discretion, Advanced American Telephones may offer an extended warranty program, which you may purchase for additional warranty protection.





www.telephones.att.com/smb



© 2009–2014 Advanced American Telephones. All Rights Reserved.
AT&T and the AT&T logo are trademarks of AT&T Intellectual Property
licensed to Advanced American Telephones, San Antonio, TX 78219.
Synapse® is a registered trademark of Advanced American Telephones.
Printed in China Issue 16.1 4/14

